

# Creating Engaging Websites

Erin Cross, ed2go Marketing Specialist

Rich Blum, ed2go Instructor & Industry Expert

Coleen Farinelli, Palm Beach State College


Kelly Ajmal, ed2go Account Manager

June 1, 2017



# Agenda

---



- Introduction – Rich Blum
- Static vs. Dynamic Websites
- Types of Dynamic Websites
- Content Management Systems (CMS)
- Partner Success Story – Coleen Farinelli, Palm Beach State College
- Next steps - Tool Kit
- Question and Answer Session

# Introduction



## Rich Blum

- ed2go instructor for 11 years
- Instructor-Led Courses
  - Designing Effective Websites
  - Intro/Intermediate PHP and MySQL
  - Introduction to Programming
  - LPI Linux Essentials Exam Prep
- Career Training Program
  - Webmaster version 2



### Designing Effective Websites



\$99.00 (USD)

ENROLL NOW

Offered in partnership with [Mt. San Jacinto College](#) [choose another school](#)

SECTION EDEW0617

NEXT SESSION JUN 14

6 WEEKS

24 COURSE HRS

DETAILS

SYLLABUS

REQUIREMENTS

INSTRUCTOR

REVIEWS

These days, creating a website is so easy almost anyone can do it. But with all the competition on the Web, creating a site that's effective is more challenging than ever. To do that, you need to employ good design principles. Regardless of your current skills or level of knowledge, in this course you'll master the basics of Web design and learn how to build sites that are better and more effective. Get ready to take your Web design skills to the next level!

We'll examine the tension between form and function, explore the six major states of the website development process, and learn the basics of user-centered design. We'll also cover the five basic steps to organizing information, find out how site design themes can be used for information delivery, and review Web page design considerations. Along the way, we'll talk about effective type and graphics and explore the idea of Web 2.0.


This course is a must for Web designers, giving the tips and tools that will help them establish a solid career.

# Static websites

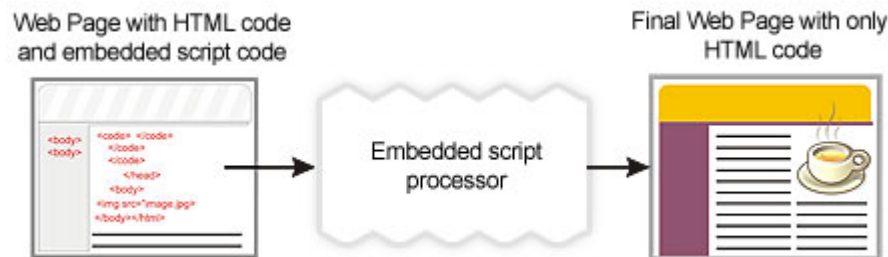
- Created using only HTML and CSS
- Content rarely changes
  - Basic Internet presence
  - “No frills” presentation of information
- Requires reprogramming of web page
  - HTML and CSS coding required
  - Some WYSIWYG tools, but clunky
- Old pages often “lost in history”




# Dynamic websites



- Content constantly changes
  - Blogging
  - Event calendars
  - Comment posting
- Uses scripting to change content
  - HTML and CSS code stays the same
  - Scripts used to generate content “on the fly”
  - Owners can change content without requesting reprogramming
- Old content stored in databases




# Content Management Systems



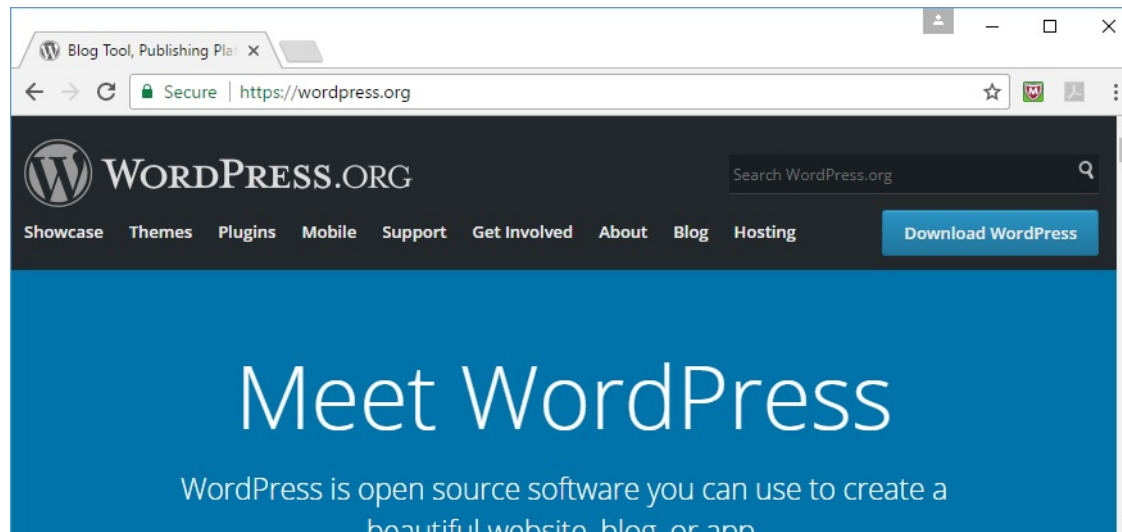
- Pre-programmed modules to create dynamic websites
  - Dynamically retrieves content data
  - Dynamically generates HTML to send to client browser
- Provide common “look and feel” that’s easily changed
- Provide content storage using a database
  - Current data easy to change “on the fly”
  - Old data archived for easy retrieval
- Use modules to add features to a website



# WordPress




- User-friendly for non-programmers
  - Plug-and-play administrative front end
  - Uses themes to easily change the look and feel
- Uses PHP programming language
  - Easily modified by programmers
  - Create your own modules for specific features
- Uses common databases





# Joomla!



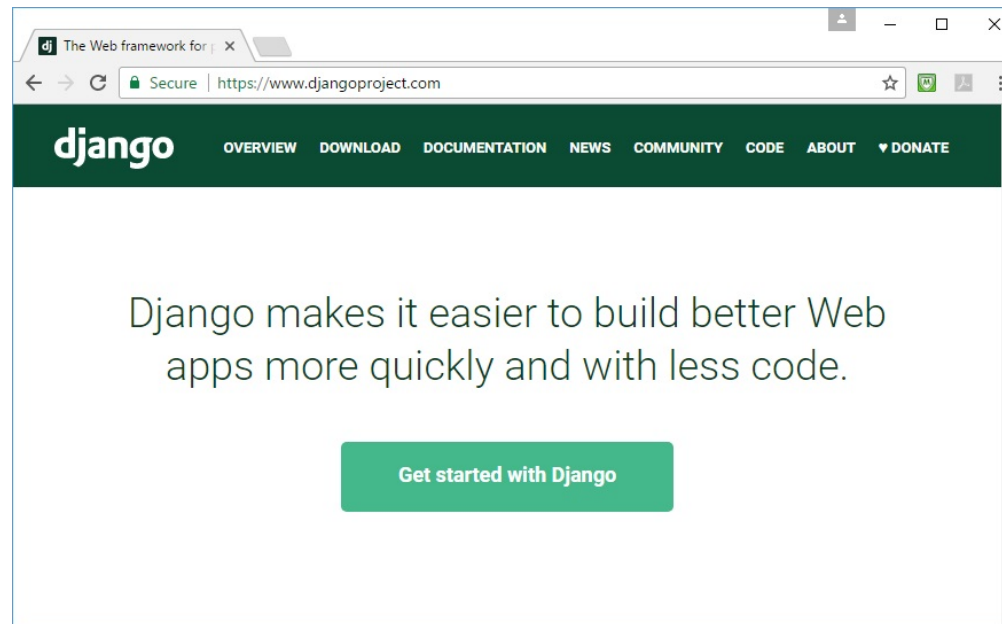

- More structured and oriented toward programmers
- Five levels of extensions make it flexible, but more complicated
- Uses templates
  - Common themes
  - Templates can be customized






# Django

- Written specifically for web programmers
- Based on the Python scripting language
- “Geekiest” of the CMS packages
  - Requires customization
  - Requires programming ability



# Summary



- Dynamic content more appealing to students
  - Provide up-to-date information
  - Allow student interactivity




- Migrate to a CMS package
  - Move existing content to CMS package
  - Add new content



- Check with your IT group on availability

# Partner Success Story



## Coleen Farinelli – Palm Beach State College

- Website overhaul: what changed and why?
- Results thus far with the redesign
- Additional Future Changes
- Suggestions/Advice for Peers



[APPLY](#) | [VISIT](#) | [CONTACT](#)

[PantherWeb](#) | [Blackboard](#) | [Directory](#)



**About**

**Academics**

**Future Students**

**Current Students**

**Donors & Alumni**

**Community**

**College Hours**

**Academic Calendar**

**Accreditation**

**Degrees & Certificates**

**eLearning**

**Program Webpages**

**Honors College**

**Continuing Education**

**International Education**

**Search for Classes**

College closed Friday during summer months.

[< Back](#)

# Corporate & Continuing Education



## Why Choose Corporate & Continuing Education?

Palm Beach State College's Corporate & Continuing Education (CCE) department is here if you want to delve into personal interests or professional development, receive training, certification or a license without going through a college academic program. PBSC CCE cares about you, your skills and your career by providing training to citizens of Palm Beach County.

[Follow us on Facebook](#)



- Get the knowledge and skills to take to the workplace immediately
- Quick and affordable certificate programs and licensed careers
- No placement tests, transcripts or applications needed
- Courses beginning year round
- Four convenient campus locations
- Experienced and knowledgeable instructors
- Blended online and class/lab programs
- Enhance your personal or professional life
- Workforce development
- Customized training for business and industry

## CCE - Career & Online Training

Do you have a busy schedule? Do you prefer a self-paced learning style? Or, perhaps you just want to avoid the heavy South Florida traffic, but still want to fuel your mind, add to your professional growth and enrich your career. Palm Beach State College is the place for you!

To meet your needs, we partner with the nation's leaders in online educational training. With a click of the mouse, you can access quality, state-of-the-art, web-based training at your home or office any time of the day or night.

### ed2go - Education To2 Go Online Courses



#### Online Education

Convenient & Affordable

Instructor Led Format

Online Course Accessible 24/7



Find Your Course Today!

#### Instructor Led Courses

- Professional development & personal enrichment
- Sessions start monthly
- Convenient six-week format
- Interactive learning environment
- Instructors lead each course
- Award of completion with passing score
- [Get Help](#)

#### Accounting and Finance

- Accounting Fundamentals
- Accounting Software
- Personal Finance and Investments

#### Business

- Business Communication
- Business Software
- General Business Skills
- Grant Writing
- Management and Leadership
- Nonprofit
- Project Management
- Sales and Marketing
- Start your own Business

#### Career Training Programs

- Your Schedule
- Your Budget
- Your Future...Today!

Palm Beach State College, in partnership with ed2go, offers online open enrollment programs designed to provide the skills necessary to acquire professional level positions for many in-demand occupations.

Our programs are designed by a team of professionals from each respective field, providing you with effective web-based learning programs. Instructors/mentors are actively involved in your online learning experience, responding to any questions or concerns, as well as encouraging and motivating you to succeed

#### Arts & Design


Online graphic design and web design programs make it easy for you to learn new skills or transition to a new career.


- Animation
- Graphic Arts
- Web Design

## Next Steps

Check out the [Website Design Tool Kit](#), put together with you in mind to be a quick reference guide on improving your website!

Talk with your account manager about improvements they can assist you with, including conversations with your IT team about website changes and suggestions.





## Questions?

Thank you for joining us today!

We will post a recording of the webinar on the partner site in the next 48 hours.

Copies of the slides will be made available there along with the Next Steps Tool Kit.

If you have questions or would like to speak directly to us, please email Erin Cross, [erin.cross@cengage.com](mailto:erin.cross@cengage.com)

Thanks for participating and we look forward to seeing you again!